

Aidite A-IS Pro Dental 3D Scanner

# A-IS Pro

Newly upgraded software and hardware,  
texture scanning is clearer!

Champagne Gold  
Better





# Multiple functions in one machine, both fixed and movable restorations can be scanned.

The A-IS Pro dental 3D scanner is a brand-new upgrade based on the initial product, with a high-speed scanning function for color textures. The new A-IS Pro has comprehensive functions, simple operation and leading efficiency. It can meet dental applications such as fixed restorations, movable restorations, implants, and orthodontics. Through software and hardware upgrades, the 3D scanning capabilities are further optimized and improved, and the texture scanning is clearer. The non-separated model data is more complete, the implant scan is easier, and the multi-dies scan is more efficient, helping dental technicians to calmly deal with large-scale production.

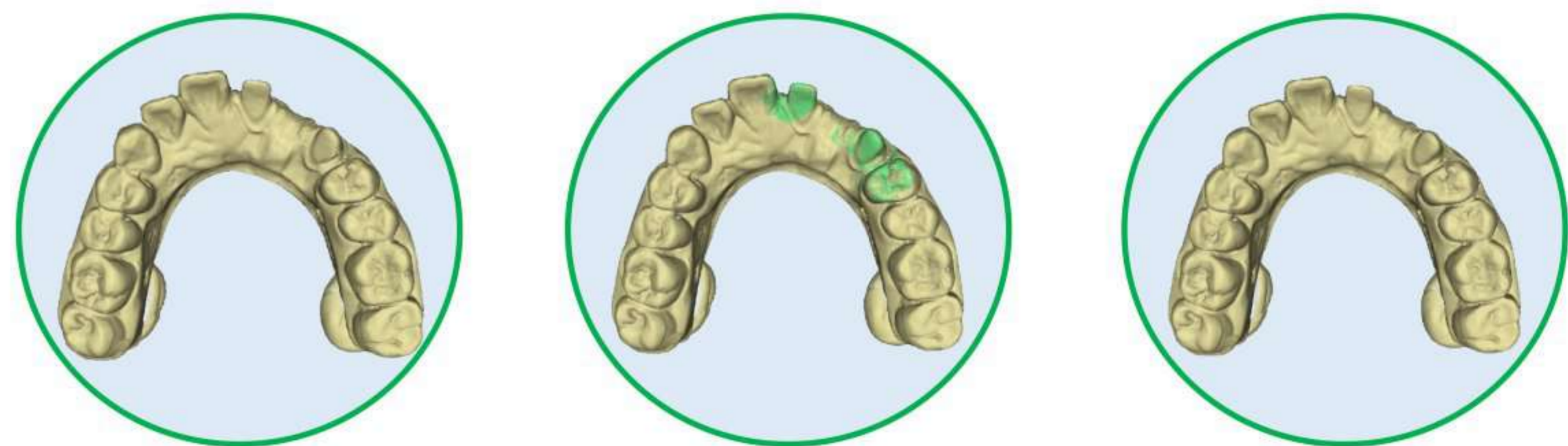
## Texture scanning, true color details

Clearly capture the texture and hand-painted marks on the plaster model. The unique HDR scan mode supports scanning of framework models with buffer wax and gum models without powder spraying, assisting dental technicians to easily complete the digital design of the framework.



## One-click scan, get all data

Smart scan, the software automatically recognizes the working area. Nonseparated model scanning can also be completed with one key, reducing the technician's workload.



**Intelligently identifies**  
missing data


**Intelligent supplement**  
scan

**One-click scan**  
Get all data



## Easily handle a variety of articulator

Static articulator, dynamic articulator, and simple articulator can all be effectively dealt with. The scanning head can adjust the angle up and down to cover the full articulator, and capture more of full articulator model to improve further occlusion precision.



\*Applicable articulator is: Bio-art, Kavo, SAM, Artex

## ALL IN ONE, performance upgrade

Supports simultaneous scanning of 1/4 the upper-lower jaw model and the dies, reducing operation steps, Improve the work efficiency of technicians by about 30%.

Traditional scan

4 steps



occlusion



Working jaw




Opposite jaw



Abutment

All IN ONE scan


2 steps



occlusion



All in one



Finish



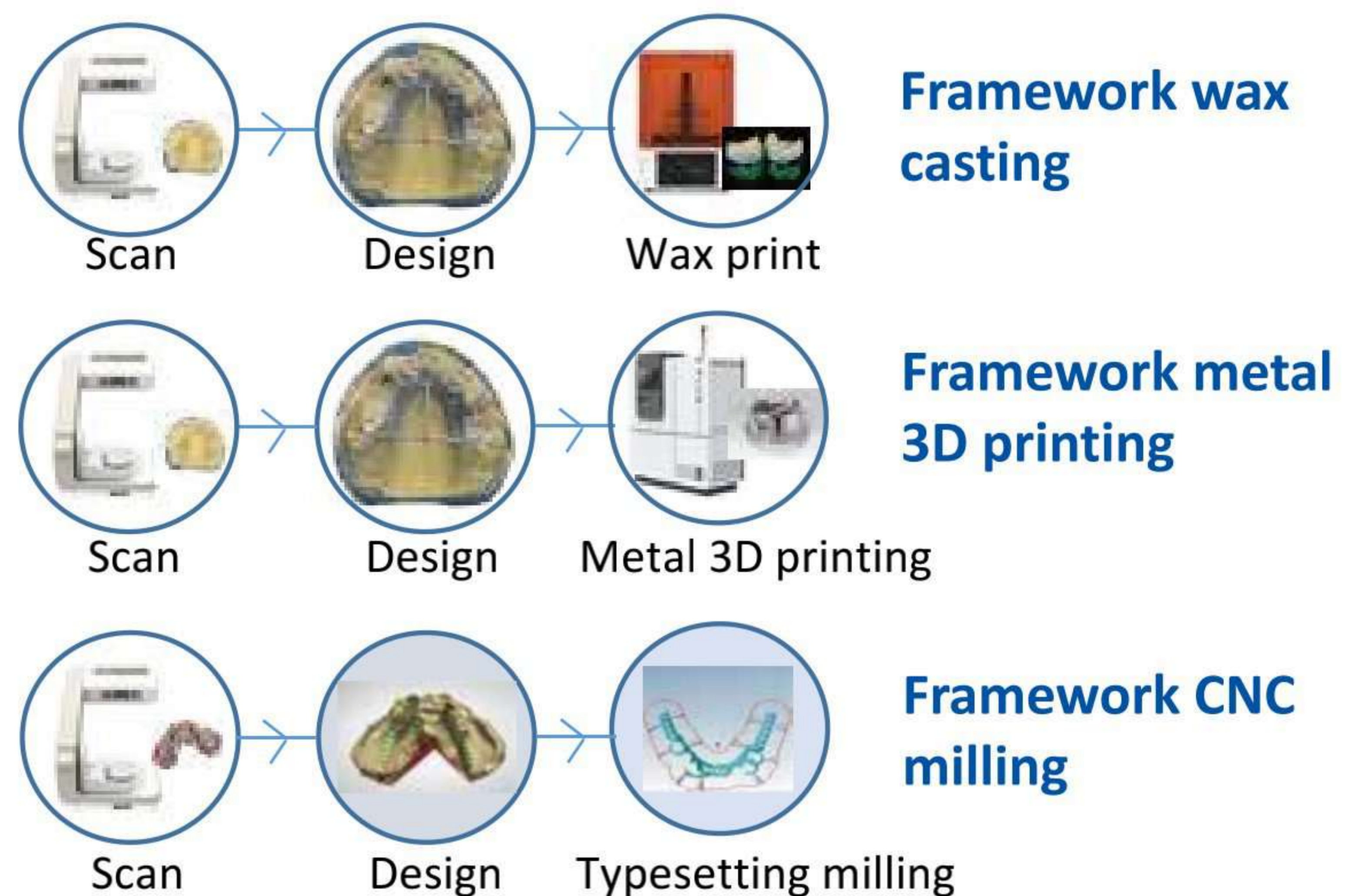
# Efficient color texture, make bracket with skill and ease.

The upgraded version of Aidite A-IS Pro, high-speed scanning, non-texture scanning of upper-lower jaws in only 12 seconds, texture scanning of upper-lower jaws in only 21 seconds, greatly surpassing the same type of dental 3D scanner. The texture information is clearly visible, and the output 3D data can be directly imported into mainstream digital framework CAD design software such as EXOCAD, 3Shape, and Lingxi, allowing technicians to efficiently complete the framework design and subsequent production.

## Texture scanning, three major upgrades

Clearly capture the texture and hand-painted marks on the plaster model to assist the dental technician to easily complete the digital design of the framework.

- Black and white texture becomes color texture.
- 30% faster scan time for upper/lower jaw texture.
- Combined with the integrated solution of Aidite 3D digital dentistry, it is suitable for three application scenarios of framework wax casting, framework metal 3D printing, and framework CNC milling.



## Technical Parameters

Resolution	Accuracy	Scan time	Dynamic scanning	Output data format
1.3MP	< 10 μ m	8s for Occlusion scan; 12s for upper/lower jaw scan; 13s for 1-4 dies scan; 21s for 5-8 dies scan; 58s for impression scan	Yes (scanning articulator status), scanning head swing range 0-5°	STL, OBJ, PLY
Light source	Size (L×W×H)	Weight	Interface	Power
Blue light	260×270×420mm	5kg	USB 3.0	DC 24V

**Aidite**<sup>®</sup>